

[Home](#) > [Archives](#) > [Celeb® LED 401 DMX](#)

Celeb® LED 401 DMX Discontinued 12/2018

[Intro](#)
[Ordering](#)
[Kits](#)
[Specifications](#)
[Photometrics](#)
[Videos](#)
[Cases](#)
[Manuals](#)
[Gallery](#)


The Celeb® LED 401 DMX is one of the largest LED soft panels available in the market today measuring 45" x 14" (114.5cm x 36cm). Similar in size to the award-winning 4ft 4Bank, the Celeb LED produces a soft, broad, wraparound light quality (CRI 95) and produces color faithfully, beautifully on HD or film, in the studio or on location.

The Celeb LED boasts technical innovations: dial-in white light from 2700 to 6500 Kelvin and presets with programmable settings; full range dimming without flicker or color shift. Light levels do not change when selecting Kelvin settings. With the use of a Lumen Radio transmitter (sold separately), the Celeb LED 401 can be operated DMX wirelessly as an alternative to DMX cables.

The Celeb LED 401 DMX operates on universal input from 100VAC-240VAC. The slim profile fixture produces more lumens than a 1K tungsten softlight, yet uses only 1.8A (120VAC) compared to a tungsten softlight at 8.3A. The Celeb LED 401 can also be powered by 24VDC battery.

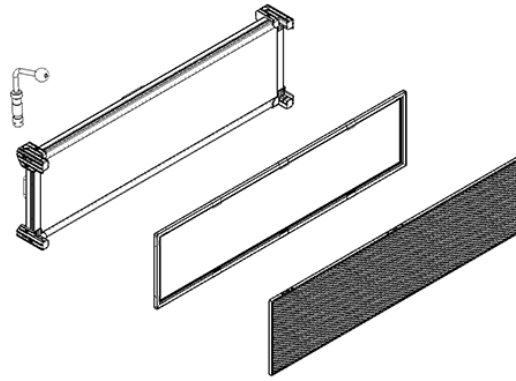
The Celeb LED 401 comes complete with molded accessory holders, removable gel frame and honeycomb louver and is available in three styles: Center Mount, Yoke Mount and Pole-Op.

Features include:

- Kelvin presets and custom settings between 2700-6500K
- Universal Input 100VAC-240VAC or 24VDC
- Onboard and DMX dimming
- DMX Auto Terminate
- DMX wireless link (Lumen Radio)
- Flicker-free, quiet operation
- Gel Frame, Honeycomb Louver
- Center Mount, Yoke Mount and Pole-Op

Celeb LED 401 DMX Highlights

- Five Kelvin presets
- Dial-in color temperature control between 2700-6500K
- Can use preset buttons to store custom Kelvin settings
- Light levels do not change when selecting Kelvin settings
- Color-correct with high color rendering index (CRI 95)
- Universal Input 100VAC-240VAC or 24VDC
- Energy efficient, draws 1.8A, 120VAC
- Flicker-free, quiet operation
- Full range onboard and DMX dimming
- No color shift while dimming
- DMX wireless link (Lumen Radio)
- DMX Auto Terminate
- All-in-one metal alloy design with built-in electronics
- Fixture includes Gel Frame and 90° Honeycomb Louver
- Honeycomb louver also available in 60°
- Slim profile
- Mounts to stand or can hang easily from a grid
- Accessory molded corners also used for four-point rope hang




Celeb LED 401 DMX Fixture



Lollipop



Gel Frame



Louver

Celeb LED 401 DMX



Kino Flo's new innovative Celeb LED 401 DMX is a soft, cool LED ideally suited for today's growing demands for energy efficient, portable, yet color-correct LED lighting. The Celeb LED joins the Kino Flo family of Academy Award-winning lighting systems. The Celeb LED was developed using the latest technology to conform to Kino Flo's highest standards – cool, color-correct, flicker-free and quiet operation, which is what sets the Celeb LED apart from all other LED's.

As with all Kino Flos, the Celeb's soft, lustrous color has been specially formulated to match the spectral distribution curves of HD film and video cameras. With a high color rendering index (CRI 95), the Celeb LED operates coolly and flicker-free, even while dimming, and maintains its True Match® color temperature without any color shift.

The all-in-one metal alloy fixture includes onboard and DMX dimming and runs universally at 100-240VAC or 24VDC. The push-button Kelvin presets can be fine-tuned to custom settings from 2700K to 6500K with a turn of a dial. Light levels do not change when selecting Kelvin settings. With the use of a Lumen Radio transmitter (sold separately), the Celeb LED 401 can be operated wirelessly as an alternative to DMX cables. The Celeb's slim profile mounts onto a junior stand or can be hung from a grid with a junior pipe clamp.

With its soft, beauty light and compact, sturdy design, the Celeb LED makes a great tool for rigorous everyday use in any studio environment or on location.

For FAQ's, [click here](#).



KIT-C401-120U

Celeb LED 401 DMX Center Mount Kit, Univ 120U

KIT-C401-230U

Celeb LED 401 DMX Center Mount Kit, Univ 230U

Contents

1 Celeb LED 401 DMX Center (CEL-401C)
1 Flight Case (KAS-CE4)

Dimensions

53.5 x 11 x 16.5"
(136 x 28 x 42cm)

Weight

52.5 lb (24kg)



KIT-C401Y-120U

Celeb LED 401 DMX Yoke Mount Kit, Univ 120U

KIT-C401Y-230U

Celeb LED 401 DMX Yoke Mount Kit, Univ 230U

Contents

1 Celeb LED 401 DMX Yoke (CEL-401Y)
1 Jr. Pin (MTP-I80)
1 Ship Case (KAS-CE4-Y)

Dimensions

54.5 x 9.5 x 25"
(138.5 x 24 x 63.5cm)

Weight

57 lb (26kg)

Celeb LED 401 DMX Fixture Styles

The Center Mount



Celeb LED w/ Center Mount



Gel Frame



Honeycomb Louver

The Celeb LED 401 DMX fixture styles include: Center Mount, Yoke Mount and Pole-Op. The compact design is only 5" in depth and is comprised of a rugged metal alloyed fixture with built-in electronics. The fixtures include a built-in reflector, removable gel frame and 90° honeycomb louver. The molded accessory holders hold the gel frame and louver and also allow for a 4-point rope hang.



Mounted on a junior stand



MTP-LM



Mounted to pipe grid

The **Celeb LED 401 Center Mount** includes a ball and socket design and lock down handle. It allows unrestricted 360° orientation. At the other end of the Center Mount is a junior pin lollipop, **MTP-LM** (28mm), which can go directly onto a junior stand or hang from a pipe grid with a junior pipe clamp.

Note: The handles on the back of the fixture provide an attachment point for a safety chain.

The Yoke Mount



Celeb LED with Yoke Mount

MTP-I80

The **Celeb LED 401 Yoke Mount** fixture has a ½" hole to accept industry standard hardware. The yoke mount fixture can hang from a grid with a junior pipe hanger using a Junior Pin Assembly for Yoke (**MTP-I80**), sold separately.

Note: The yoke also provides an attachment point for a safety chain.

The Pole-Op



Celeb LED with Pole-Op



Pole-Op



Jr. Pin
(Included)

The **Celeb LED 401 Pole-Op** fixture includes a yoke with an attached junior pin. They can be hung from a grid with a Junior pipe hanger. The blue cup alters the Pan (left or right) and the white cup alters the Tilt (up or down).

Other Rigging Options



Unique accessory holder brackets are also designed to enable 4-point rope hangs for specialty rigging applications.




MTP-CE



The Celeb support w/ Pin (**MTP-CE**) can be used with the center mount or yoke assembly as **additional** mount points, for example, car rigs, etc.

Celeb LED 401 DMX Control Panel



- A) Kelvin Preset Buttons:** Kelvin buttons come preset at the factory. Factory defaults left to right are: 2700K, 3200K, 4500K, 5500K, 6500K. User can also use these preset buttons to store custom Kelvin settings.
- B) DMX ADDRESS:** Use to set DMX address. The Celeb LED 401 automatically assigns 2 channels. First Channel controls Dimming; Second Channel controls Kelvin.
- C) KELVIN / DIM:** In **KELVIN** mode, an amber light appears to the left of the Button and Kelvin is displayed. Press the button again to change to **DIM** mode. In **DIM** mode, a green light will appear to the left of the button and Dim level is displayed.

- D) Display:** Provides Kelvin, Dim level and software revision data.
- E) LOCK / RESET:** In **LOCK** mode, an amber light is displayed to the left of the button. In **RESET** mode, the indicator light is green.
To reset to factory presets, hold the **LOCK / RESET** button for 5 seconds.
- F) On / Off:** **On** = Green light displayed. **Off** = Amber light displayed.
- G) Kelvin / Dimmer Knob:** Manually adjusts Kelvin or Dim levels. Press the knob to toggle between fine and coarse adjustments.
- Note:** Each Celeb LED 401 DMX fixture has an **"AUTO TERMINATE"** feature. The last fixture that does not have an XLR cable attached to the DMX "Out" port will automatically terminate.

DMX Operation



The Celeb LED 401 DMX also features DMX control of dim levels as well as Kelvin color temperature control. The 1st channel operates dimming; the 2nd channel operates Kelvin color temperature control. Rotating the adjustment knob will select a DMX address.

For more detailed DMX information, see the **Operation Manual**.

Celeb LED 401 DMX Mapping Profile

Celeb LED 401 vs. 400 Kelvin comparison

Celeb LED 401 DMX Mapping Table

Celeb LED 400 DMX Mapping Table

Fixture Power



The Celeb LED 401 is powered AC and includes an IEC connection. A locking power cord is included with the fixture.
The fixture has a built-in power supply with universal input from 100-240VAC.



The Celeb LED 401 can also be operated on 24VDC (input range 18-28VDC) through a 3-Pin XLR. It can be powered by a battery belt.

The pin polarity is:

- Pin #1 – Ground
- Pin #2 + 18-28VDC
- Pin #3 Not used

Wireless Operation

The Celeb LED 401 can be operated DMX wirelessly with a Lumen Radio transmitter, sold separately. This replaces the need for DMX cables.



A) Signal Strength Indicator:

Blue	On-Wireless Enabled/Unlinked
Green	100%-60%
Orange	59%-20%
Red	Less than 10%

B) Power/Wireless (white): On/Off

C) Unlink (red): Hold for 3 seconds to unlink

Note: Fixture must be powered on and Power/Wireless must be in "On" position. In addition, transmitter must be connected to a DMX controller with a valid DMX output

Tip: DMX fixtures without wireless capability can be daisy chained with DMX cables to the wireless "linked" fixture.


For more information on wireless operation, see the **Operation Manual**.

For more information on Lumen Radio, see links below:

www.lumenradio.com
<http://www.lumenradio.com/howtobewireless.php>
<http://www.lumenradio.com/crmxfaq.php>

Light Control

Honeycomb Louvers & Gel Frame




The Celeb LED 401 includes a Gel Frame (**GFR-CE4**) and a 90° Honeycomb Louver (**LVR-CE490-P**).

The Kino Flo Honeycomb Louver controls and focuses the light which narrows the light spread with minimal light loss. A 60° Honeycomb Louver (**LVR-CE460-P**) is also available as an accessory.



The spring loaded accessory channels hold the Gel Frame and Louver.

Barndoors



BRD-CE4

Accessory Barndoors are sold in sets of 4 (**BRD-CE4**). They are designed so that they can be individually mounted.

Cases



The clamshell case hold one Celeb LED center mount fixture and one additional louver.

The clamshell flight case (**KAS-CE4**) is recommended for transport by sea or air. The clamshell travel case (**KAS-CE4-C**) is recommended for transport in small vehicles or local production trucks.



The metal valence ship case is recommended for transport by sea or air.

The center ship case (**KAS-CE4-S**) holds one Celeb LED center mount fixture and one additional louver and the yoke ship case (**KAS-CE4-Y**) holds one yoke mount fixture and one additional louver.

Celeb LED 401 DMX Advantages

Energy Efficiency

The Celeb LED 401 DMX operates on universal AC power or battery power and needs only 1.8A (120VAC) to produce more lumens than a 1k tungsten softlight. The Celeb's cost savings from low energy and long lamp life continues Kino Flo's reputation as an environmentally friendly lighting company.

All-in-one Design

The Celeb LED 401 DMX is comprised of a rugged metal alloy fixture which includes state of the art electronics with onboard and DMX dimming and runs universally at 100-240VAC or 24VDC. The five push-button Kelvin presets can be fine-tuned to custom settings from 2700K to 6500K with a turn of a dial. Light levels do not change when selecting Kelvin settings. With its slim design, the Celeb LED includes a removable gel frame and honeycomb louver. The molded corner accessory holders can also be used as a 4-point rope hang. With wireless capability, the Celeb LED 401 can be operated DMX wirelessly as an alternative to DMX cables. The all-in-one design with universal VAC or 12VDC and DMX operation makes the Celeb LED a versatile and portable tool whether it's in the studio or on location.

Center Mount, Yoke Mount and Pole-Op

The versatility of the Center Mount design allows 360° of unrestricted mounting. The junior pin lollipop can mount directly onto a junior stand or hang from a grid with a junior pipe clamp. The Yoke Mount fixture includes a welded alloy yoke bale offering unlimited orientation of fixture movement to focus the light when lighting from a grid. The Pole-Op Yoke includes an attached junior pin and offers advantage of lighting from a grid and eliminating the need for ladder access or costly automated rigging and hoist systems.

Long LED Life

Rated lifetime is up to 50,000 hours. With its long LED life, the Celeb's unique design maintains its color-correct color temperature.

True Match® Color-Correct

As with all Kino Flo products, the Celeb LED 401 has been specially formulated to match the spectral distribution curves of today's HD film and video equipment. The Celeb LED has a high color rendering index of CRI 95. Even while dimming, the fixture is flicker-free and without color shift.

Heat Management Design

For Kino Flo, heat management is a critical design element of fixture design. The physical heat or buildup heat within the LED fixture will directly influence the color temperature, lumen performance and life of the LED.

The Celeb's unique design operates coolly, consumes very low energy (1.8A, 120VAC) and is properly ventilated to maintain a stable color temperature.

A well maintained temperature extends the lumen maintenance, color temperature and life of the LED.

Cost Savings

Cost savings attributed to the Celeb LED 401 cover a broad range of concerns:

- Low energy costs
- Less heat so low air conditioning expenses
- No gel replacements because of low heat

Energy Savings Calculations

With the push for reducing fossil fuel consumption, TV studios are looking at cooler more efficient lighting systems to reduce the costs and save energy. Part of this process involves generating energy values to determine savings. One of the most important values is Btu/kWh.

British Thermal Units per Kilowatt Hour

Any light generates a percentage of usable light and the rest in heat. For example, a standard incandescent light bulb converts only 11 percent of its electrical input into visible light, while the rest is dissipated directly as heat. There are energy costs involved in cooling the studio environment. The measure of Btu/kWh is a means of calculating the thermal loads related to operating lighting.

Use the following information to calculate Btu/kWh Watts to Btu:

1 kWh = 3413 Btu/Hr
1 Watt = 3.413 Btu/Hr
3.413 Btu per Watt-hour

[Back to the top](#)