

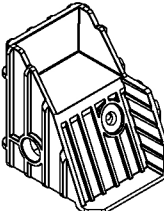




QTY	PART	DESCRIPTION	PART NO.
1		SCREW 1/4-20 3/4" PAN PHIL	2020006
1		WASHER LOCK TOOTH 1/4"	2030022
1		IMAGE CARDHOLDER	5010143 or 5010144

